

## BENEDICTION

---



**What God says:** *My blessing on you*

**How we show it:** *both hands to mouth, extend outward*

**Theme Verse:** *Numbers 6:24-26*

*The Lord bless you, and keep you; The Lord make his face shine upon you and be gracious to you; The Lord lift up his countenance upon you, and give you peace.*

**Unit Bible Story:** *Matthew 28:11-20, Luke 24:45-49*

**Song:** *Barocha*

### Shaping Hearts

Through this unit we want our children to begin to grasp the profound beauty of God's blessing on us. God sends us forth into the world with the blessing of His Spirit. To reinforce this, you might pray with your children at night specifically thanking God for the blessings bestowed that day or each morning asking God's blessings on the day by praying one of the blessings from the Bible.

### For Discussion

The Bible verse for this unit is a blessing that the Lord gave to Moses for the priests to speak over the sons of Israel. The image of God's face shining on us is beautiful. Help your children to envision what it is like for God to lift up His countenance on us, His face which is shining like the sun. Help them to understand that God is always present with, and watching, His children. His face is always turned toward us; He never turns away, even when we sin. Compare that with the fact that you cannot always be present with your children. Even when you are in the same room with them, sometimes your face is turned away. But God is always watching them and His face is shining on them. One idea would be to help your children write out a copy of these verses and decorate them. They can hang them up in their room to read every evening or every morning.

## Parent's Guide to Children's Worship

### The Story of Worship



a supplement to the Children's Worship curriculum\* to help encourage children in worship at home and throughout their lives

Scan to read about the Story of Worship classroom curriculum and access the song playlist:



**Christ the King Presbyterian Church**  
[www.ctkcambridge.org](http://www.ctkcambridge.org)

\*based on materials used by permission from Trinity Presbyterian Church, Charlottesville, VA, that were expanded and adapted for use at Christ the King

## THE STORY OF WORSHIP

*The story we tell when we worship.*

The church gathers together as God calls us to **COME WORSHIP**.

We ask God to be with us. We say, **BE OUR LIGHT**.

God is Holy and loves us with an everlasting love. We say to God, **I LOVE YOU**.

We confess our sin to God and say, **I AM SORRY**.

Jesus took our punishment on the cross. God says, **I FORGIVE YOU**.

We say **THANK YOU** to God for making a way for us to be with Him.

With gratitude, we give back to God saying, **EVERYTHING I HAVE IS YOURS**.

The world is broken by sin. We say to God, **HELP US**.

We cry out, **HOW LONG?**, and wait for God's justice and mercy.

We have peace with God and with each other through Christ. We say, **PEACE BE WITH YOU**.

God's words in the Bible grow our faith. We say, **SHOW ME YOUR WORD**.

The Lord's Supper reminds us of Jesus' sacrifice and His promise to return and say to His people, **COME TO THE FEAST**.

God says **MY BLESSING ON YOU**. The Holy Spirit helps us to love God and love our neighbors.

### Signs

**COME WORSHIP** – both hands extended beckoning to come

**BE OUR LIGHT** – fist next to face, open hand (like a light coming on)

**I LOVE YOU** – hands crossed over chest

**I AM SORRY** – move fist in small circles on chest

**I FORGIVE YOU** – left hand open with palm up, finger tips of right hand brush across the palm; switch hands & repeat

**THANK YOU** – hand to mouth, extend outward

**EVERYTHING I HAVE IS YOURS** – hands at waist, sweep up and out

**HELP US** – hands and fingers clasped together held upward

**HOW LONG?** – head bent cupped by hands


**PEACE BE WITH YOU** – shake hands with one another

**SHOW ME YOUR WORD** – both hands together, open like a book

**COME TO THE FEAST** – fingers of one hand together touching mouth

**MY BLESSING ON YOU** – both hands to mouth, extend outward

## LORD'S SUPPER



**What God says:** *Come to the feast*

**How we show it:** *fingers of one hand together touching mouth*

**Theme Verse:** *1 Corinthians 11:26*

*For as often as you eat this bread and drink the cup, you proclaim the Lord's death until he comes.*

**Unit Bible Story:** *Matt. 14:13-21, Luke 9:10-17, John 6: 1-15*

**Song:** *Behold the Lamb*

### Shaping Hearts

Through this unit we want to help our children experience the meaning, significance and beauty of the Lord's Supper. We come to the table in faith to be nourished by Christ. This idea is reiterated in one of our communion liturgies:

*Just as truly as we take and hold the sacraments in our hands and eat and drink them in our mouths, by which our life is then sustained, so truly we receive into our souls, for our spiritual life, the true body and true blood of Christ, our only Savior. We receive these by faith, which is the hand and mouth of our souls.*

Talk with your children about these words and what partaking in communion means to you. You might also share about when you first professed faith in Christ.


### For Discussion

*Exodus 12:1-13*

Read the story of the ordination of the Passover. Talk about the Passover. You may want to do some research and talk about some of the traditional Jewish ways of celebrating the Passover. You may even want to make some traditional food to enjoy with your children. Discuss with your children the connection between the Passover and the Lord's Supper. Remind them that Jesus was celebrating the Passover with His disciples when He instituted the Lord's Supper and that He is the Passover lamb slain for us. When we celebrate the Lord's Supper we not only remember Christ's death on the cross but with hope await our heavenly feast, when Jesus will return and deliver us unto eternal life with Him.

## SCRIPTURE / SERMON

---



**What we say:** *Show me your word*

**How we show it:** *both hands together, open like a book*

**Theme Verse:** *Romans 10:17*

*So faith comes from hearing, and hearing through the word of Christ.*

**Unit Bible Story:** *2 Timothy 3:1-17*

**Song:** *Speak, O Lord*

### Shaping Hearts

Through this unit, our desire is to help our children value and prize Scripture—the very words of God by which He reveals Himself to us. Our faith grows both through personal study and also in hearing the word read aloud and preached as part of our corporate worship. Inspire your children to love God’s word by regularly sharing with them your thoughts on the sermons or from personal devotions. Talk about the importance of not only reading or hearing God’s words but allowing them to take root in our lives. A yearning for Scripture is something that must be cultivated. Read the Bible with your children—even if just small sections. You might start with your favorite passage, then help them think of verses they know and like.

### For Discussion

*Psalm 1*

This psalm provides a very simple and easy-to-understand comparison between those who delight in God’s word and those who do not. A fun idea is to help your children illustrate this psalm or act it out—a healthy tree versus chaff. Help them to understand that God’s word is like roots that ground us and give us stability and like water that refreshes our souls. His word causes us to flourish. Without it we wither and are like chaff.

## INTRODUCTION TO WORSHIP

---



**Theme Verse:** *Mark 12:30*

*And you shall love the Lord your God with all your heart and with all your soul and with all your mind and with all your strength.*

**Unit Bible Story:** *Genesis 1:1-2:25*

**Song:** *He is Exalted*

### Shaping Hearts

Through this unit we want the children to understand that God alone is worthy of worship. As we worship together as a church, we enter into God’s presence and a dialog with Him. God’s words are powerful and work in us so that we may respond with love and adoration for Him. The *Story of Worship* expresses our conversation with God throughout our worship service. It is also the story of how God’s glory is revealed not just on Sundays but also throughout our lives. Read through the *Story of Worship* with your child. Pick a bold phrase that expresses one way God speaks to us (e.g. *I forgive you*) and ask your child to think of a time when he felt God was showing or saying this to him. You may repeat with a phrase that captures one way we respond to God, thinking of how we might express this to Him.

### For Discussion

This is the definition for worship we have been discussing with the children:

**worship:** *To see God as great, worthy of adoration and respect and to love and obey Him.*

God is worthy of our worship because He alone is holy and greater than all things. We also worship God because He created us in His own image for that purpose: to glorify Him and to reflect His glory.

Some questions you might ask your child:

*What are ways you think you can show your love for God?*

*What are ways you think you can obey Him?*

*How do you think you can use your whole body to worship God?*

## CALL TO WORSHIP

---



**What God says:** *Come Worship*

**How we show it:** *both hands extended, beckoning to come*

**Theme Verse:** *Psalm 95:6*

*O come let us worship and bow down; let us kneel before the Lord, our maker.*

**Unit Bible Story:** *Revelation 7:9-17*

**Song:** *Come, Christians, Join to Sing*

### Shaping Hearts

Through this unit we want our children to begin to develop hearts to hear God's call to worship. Help your children think about things in their everyday lives that remind them to worship God. How can they see His greatness displayed around them through nature, other people who reflect His image, etc.? How does that function as a "call to worship"? At the end of the day, encourage them to share something from their day that reminded them of God's greatness. This will help them develop eyes to see God's glory in everyday life.

### For Discussion

*Psalm 86:9-10*

This verse says that God is great and does marvelous deeds. Discuss some of the marvelous deeds that God has done, both in the Bible and in your own personal life and in the life of your family. Encourage your children to think of things that they have seen God do in their own lives. Talk about how these things should serve as a reminder to us to worship God.

## PEACE

---



**What we say:** *Peace be with you*

**How we show it:** *clasp hands with left palm up and right facing down*

**Theme Verse:** *Romans 15:7*

*Therefore, welcome one another as Christ has welcomed you, for the glory of God.*

**Unit Bible Story:** *Acts 18:1-11; 1 Cor. 12*

**Song:** *It Is Well With My Soul*

### Shaping Hearts

Through this unit we want our children to understand the concept of being sent out into the world by God. Talk about what it means to bring "Shalom"—peace and healing—to the world God created. Help your children think of small ways that they can do that every day—by helping younger siblings, by smiling and saying hello to people they meet, by helping older people pick things up or carry things, etc. At the end of the day, ask your children to think of ways that they brought peace. Encourage them to think of things they can try the next day, or in the morning help them make a plan of things they can do during the day. Help to foster a habit of thinking of every day as an opportunity to bring Shalom.


### For Discussion

*Isaiah 58:6-14*

This beautiful passage describes what God sees as a desirable "fast". Help your children make a list of the things that God tells His people to do. He is asking them to bring Shalom: to feed the hungry, take in the homeless, cover the naked. Help your children to see that there are ways in which we can do this every day. We may not see someone who is physically hungry but many people are spiritually hungry and need to hear kind words. Verses 8, 9 and 14 all describe the effect this peace-bringing has on us. Help your children to imagine and think about what these verses are saying: when we bring Shalom our light will break forth. God causes us to "ride on the heights." In other words, our outpouring changes our lives before it changes anyone else's. Help your children see how deeply giving ultimately blesses the giver.

## LAMENTATION

---



**What we say:** *How long?*

**How we show it:** *head bent cupped by hands*

**Theme Verse:** *Romans 8:18-19*

*For I consider that the sufferings of this present time are not worth comparing with the glory that is to be revealed to us. For the creation waits with eager longing for the revealing of the sons of God.*

**Unit Bible Story:** *Genesis 37:12-36*

**Song:** *Come, Oh Redeemer, Come*

### Shaping Hearts

Through this unit we want to help our children begin to develop a heart that breaks at the brokenness of this world. Even at a young age, children recognize that things are not as they should be. We want to provide them with a framework for weeping for those who are hurting and carrying that burden to the Lord. Help your children develop a practice of lamentation. When troubling things arise—whether it be someone’s death or disease or seeing a homeless person on the street—take the time to tell your children that it is an example of how the world is broken by sin and that this is not how God created the world to be. Encourage them to cry out to God, asking Him for mercy and justice. Remind them of our sure hope that one day, when Jesus comes back, He will make everything right.

### For Discussion

*Lamentations 3:31-66*

This is a deep passage filled with disappointment and suffering, but at the same time with the assurance of God’s return to His people. Verse 33 highlights the fact that God “does not afflict willingly or grieve the sons of men.” Remind your children that the sin and grief we see in this world is not the way God created it to be. After many verses describing the people’s distress, verses 57–59 provide clear evidence that God does hear and redeem us and judge our case. Talk with your children about how God comes to us in our distress. Verses 64–66 describe God’s judgment on the wicked. Talk with your children about the fact that one day Jesus will come back and all the wrong things that have been done in this world will be made right. This is the hope we have, even as we live in a world that is very broken and sinful.

## INVOCATION

---



**What we say:** *Be our light*

**How we show it:** *first next to face, open hand (like a light bulb coming on)*

**Theme Verse:** *2 Corinthians 4:6*

*For God, who said, “Let light shine out of darkness,” has shone in our hearts to give the light of the knowledge of the glory of God in the face of Jesus Christ.*

**Unit Bible Story:** *Acts 2:36-47*

**Song:** *Come, Thou Almighty King*

### Shaping Hearts

In this unit, we are striving to help children see how God is our light, that he is present in our lives helping us to see His beauty and our need for Him. To invoke means to ask for something. During the invocation in our worship service, we ask God to be present with us, to be our light. We want children to learn to ask for God’s help and wisdom in every situation. Consider sharing stories with your children of times that you have (or have not) allowed God to be your light and sought His guidance and wisdom before acting. Help them think of times when they might call on God for wisdom and then remind them to do so when difficult situations come up. If children share about hard or frustrating things that have already happened, ask how those times may have gone differently if they first took a moment to ask God for guidance.

### For Discussion

*Exodus 33:7-17*

Read the story of Moses’ encounter with God in the tent of meeting (for younger children you might read from the ICB translation). Explain to your children that the Israelites are wandering through the wilderness after God rescued them from slavery in Egypt. They face many challenges in the dessert, but God is with them, guiding and protecting them. Remind your children about *how* God was present with the Israelites—as a pillar of fire by night and a pillar of cloud during the day. Help your children see that while God does not come to us as cloud or fire, we too have God with us. The Holy Spirit is God dwelling within us. And this is not only on Sundays, when in the prayer of invocation we ask God to be with us during worship, but all days. The Holy Spirit helps us each and every day as we try to live our lives in praise and service to God.

## ADORATION

---



**What we say:** *I love you*

**How we show it:** *hands crossed over chest*

**Theme Verse:** *Psalm 29:2*

*Ascribe to the LORD the glory due his name;  
worship the LORD in the splendor of holiness.*

**Unit Bible Story:** *1 Chronicles 16:1-36;  
1 Samuel 16:14-23; Psalm 23*

**Song:** *Holy, Holy, Holy*

### Shaping Hearts

In this unit we want to help our children form a posture of adoration. Remind them that adoration is loving God because of who He is. Help your children make a list of as many of God's character traits that can think of. One idea would be to read stories from the Bible or *The Jesus Storybook Bible* (or another similar children's Bible) and then ask them to think of words that describe what God was like in those stories (e.g. kind, forgiving, just, etc.). Encourage your children to praise God for who He is when they pray at meals or at bedtime. In order to help them form a practice of adoration, you might create an adoration jar with some of the different words your children come up with. Encourage them to pull a word out of the jar and praise God for that character trait when they pray.


### For Discussion

*1 John 4:7-21*

This passage contains many important truths about what it means to love God and love others. A neat idea would be to print out the entire passage and have your children highlight every use of the word "love." Verse 19 says, "We love because He first loved us." Help your children go back through the passage and see how God has demonstrated His love for us. Then help them go back through the passage and see how we can show that we love God. Highlight the important truth that we only love God because He first extends His love toward us.

## SUPPLICATION

---



**What we say:** *Help us*

**How we show it:** *hands and fingers clasped together held upward*

**Theme Verse:** *Matthew 6:9-13*

*Our Father in heaven, hallowed be your name.  
Your kingdom come, your will be done, on  
earth as it is in heaven. Give us this day our  
daily bread, and forgive us our debts, as we  
also have forgiven our debtors. And lead us  
not into temptation, but deliver us from evil. For  
yours is the kingdom and the power and the  
glory, forever. Amen.*

**Unit Bible Story:** *same as Theme Verse*

**Song:** *Lord, I Need You*

### Shaping Hearts

In this unit we are working to help our children recognize their needs and develop an instinctive response of bringing those needs to the Lord. Help your children to think of concerns—ones they have as well as concerns of others around them. On a weekly basis try to have them list several specific needs and to pray for those needs consistently over the course of the week. Help them develop the habit of communicating their concerns instantly to the Lord. When they come to you with any problem, pause with them in that moment and encourage them to bring it before the Lord, seeking His help and wisdom.

### For Discussion

*Psalm 130*

This psalm provides beautiful, poetic imagery of what it looks like to call on the Lord for help and to wait for His answer. It starts with the words "Out of the depths I have cried to You." Talk to your children about how all of us sometimes feel like we are "in the depths"—overwhelmed, scared, nervous, etc. Help them to identify times when they have felt the same way. Remind them that even in those times God hears them. The imagery used in verse 6 is that of a watchman waiting for the morning. Explain to your children what a watchman does. Help them to think of something that they have waited eagerly for—their birthday, Christmas, etc. Explain to them that in the same way we can wait eagerly for the Lord's response to us, knowing that He hears and He will answer.

## OFFERING

---



**What we say:** *Everything I have is yours*

**How we show it:** *hands at waist, sweep up and out*

**Theme Verse:** *1 Chronicles 29:13-14 (NIV)*

*Now, our God, we give you thanks, and praise your glorious name. "But who am I, and who are my people, that we should be able to give as generously as this? Everything comes from you, and we have given you only what comes from your hand."*

**Unit Bible Story:** *1 Cor. 16:1-4, 2 Cor. 8-9*

**Song:** *Doxology (Praise God from whom...)*

### Shaping Hearts

Through this unit we want to encourage our children to develop the practice of giving to God. While our topic is tithing, we want to emphasize that giving our money symbolizes us placing our whole selves in God's hands. Talk to your children about how you give to God: how you set aside money to give to church, as well as other ways such as ministry, volunteering, leadership, etc. Help your children to think about practical ways they can give back to God. This can include simple things like picking up bulletins in the sanctuary, or greeting people around you at church and making them feel welcome, or some other area of service at church or home. Help your children to choose one or two things that they can focus on. Talk with them often about how their service is a way of giving themselves back to God in response to His bountiful blessings.

### For Discussion

*Malachi 3:10*

Discuss with your children the biblical principle that giving produces abundance, while holding back produces lack. Share examples from your own life or the lives of others whose giving has brought blessing to them. Encourage your children to see that when we are honoring the Lord, He will always provide for our needs.

## CONFESSION

---



**What we say:** *I am sorry*

**How we show it:** *move fist in small circles on chest*

**Theme Verse:** *Psalm 32:5*

*I acknowledged my sin to you, and I did not cover my iniquity; I said, "I will confess my transgressions to the Lord," and you forgave the iniquity of my sin.*

**Unit Bible Story:** *Luke 18:9-17*

**Song:** *God, Be Merciful to Me*

### Shaping Hearts

Through this unit we want our children to begin to develop a practice of confession. Talk with your children about why it is so important to confess your sins not only to God, but also to one another. To help them confess their sins regularly, encourage everyone in the family to sit down, say at the end of the day or before bedtime, to confess their sins to God and to ask for His forgiveness. As parents, you may set the example by confessing to your children how you have sinned against them and then ask for their forgiveness.

### For Discussion

*Psalm 51*

One of the best examples of saying, "I'm sorry," to God may be David's confession in Psalm 51. Read through it several times with your children. Help them to see David's honesty and his evident sorrow over his sin. Explain to them that even though David sinned against other people, he is saying he is sorry to God, because anytime we sin against someone else we are also sinning against God.

## ASSURANCE



**What God says:** *I forgive you*

**How we show it:** *left hand open with palm up, finger tips of right hand brush across the palm—switch hands & repeat*

**Theme Verse:** *Psalm 32:5*

*I acknowledged my sin to you, and I did not cover my iniquity; I said, "I will confess my transgressions to the Lord," and you forgave the iniquity of my sin.*

**Unit Bible Story:** *Luke 5:17-26*

**Song:** *My Hope Is Built On Nothing Less*

### Shaping Hearts

Through this unit, we want to shape our children's hearts toward a belief in and an acceptance of God's forgiveness. You may reinforce this when your children come to you saying, "Sorry," by encouraging them also to ask God for forgiveness, reminding them that He hears their prayers and will forgive them. To help children see that we forgive others when they wrong us and also that we must seek their forgiveness when we sin against them, have them think of examples from their lives for each of these cases. You might also consider sharing a personal story of either a time when someone forgave you or a time when it was difficult for you to forgive someone else. Make a connection between these experiences and the fact that God forgives us even though He never sins against us.

### For Discussion

*Psalm 10 (especially vv. 1-14)*

This psalm may be one of the most eloquent passages in the Bible about God's forgiveness. Ask your children what they notice when they hear the passage. Help your children to think about the idea of God removing our sins from us as far as the east is from the west. Help them to imagine how far apart east and west are. Talk about the difference between just saying you forgive someone but still carrying anger toward them, versus what it means to actually forgive—not holding that sin against them and mending your relationship with that person. Help them see that this is true with God. He no longer holds our sins against us—they are washed away by Jesus' death on the cross—and we are restored to Him. You may want to read through the story of Jesus' death and resurrection in one of the gospels or in a children's Bible like *The Jesus Storybook Bible*.

## THANKSGIVING



**What we say:** *Thank you*

**How we show it:** *hand to mouth, extend outward*

**Theme Verse:** *1 Chronicles 29:13-14 (NIV)*

*Now, our God, we give you thanks, and praise your glorious name. "But who am I, and who are my people, that we should be able to give as generously as this? Everything comes from you, and we have given you only what comes from your hand."*

**Unit Bible Story:** *Luke 7:11-19*

**Song:** *Give Thanks to the Lord*

### Shaping Hearts

In this unit we want to encourage our children to develop thankful hearts. Explain to your children that everything that we are and have comes from God, and so we should be thankful to Him for everything. Talk about the importance of cultivating a heart of thankfulness. The opposite of thankfulness is having an unthankful heart. Help your children to see that having an unthankful heart not only dishonors God but also keeps us from fully enjoying the blessings He gives us. Thankfulness is a mindset we must cultivate. Help your children develop thankful hearts by creating an ongoing list (maybe in a public space in your house like a chalkboard or whiteboard) of things they are thankful for.

### For Discussion

*Psalm 107*

This psalm is a recitation of God's kindness to the children of Israel and a call for them to give thanks. You may want to take several days to read through all of Psalm 107. As you read through each section, ask your children to notice what God did for the Israelites. A fun idea would be to print out the entire psalm and help your children find and highlight every place where the word "thanks" or "give thanks" is used. Also throughout the psalm, the Israelites are told to thank God for His loving kindness. Discuss with your children what loving kindness means. Share with them some examples of times that God has shown you loving kindness and help them to think of examples in their own lives.